

# DMInteract®

Hotline: +971-4-3360300  
WhatsApp: +971-5-53853721  
Email: [info@dubaimachines.com](mailto:info@dubaimachines.com)

## Magazine LCD Advertising Player

### Catalogue:

<b>Chapter 1 Technical Parameter .....</b>	<b>3</b>
1.1 Screen .....	3
1.2 System configuration.....	4
1.3 Multi media.....	4
1.4 Datasheet.....	4
<b>Chapter 2 Product And Picture .....</b>	<b>6</b>
2.1 Drawing .....	6
2.2 Effect picture.....	7
<b>Chapter 3 Product Interface.....</b>	<b>9</b>
<b>Chapter 4 Notes For Use.....</b>	<b>12</b>

## Product Overview

Magazine advertising player is a new media concept, refers to the LCD advertising player hanging in the wall, generally applied in large shopping malls, supermarkets, hotel lobbies, restaurants, cinemas and other public places where people gather. The network version of the Magazine advertising machine can input and play program information through USB and TF CARDS, and can also connect to the network for remote control and management. Multi time switch machine can be set without special person's duty. Remote control setting, easy to operate and improve confidentiality; Double anti-theft, equipped with door lock protection, prevent multimedia card theft and file content leakage; is the current mainstream form of advertising media.

### Chapter 1: Main Technical Parameter :

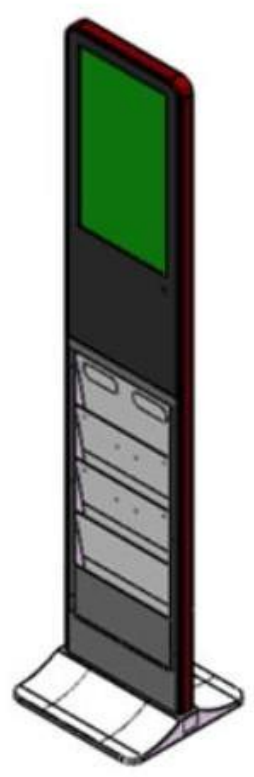
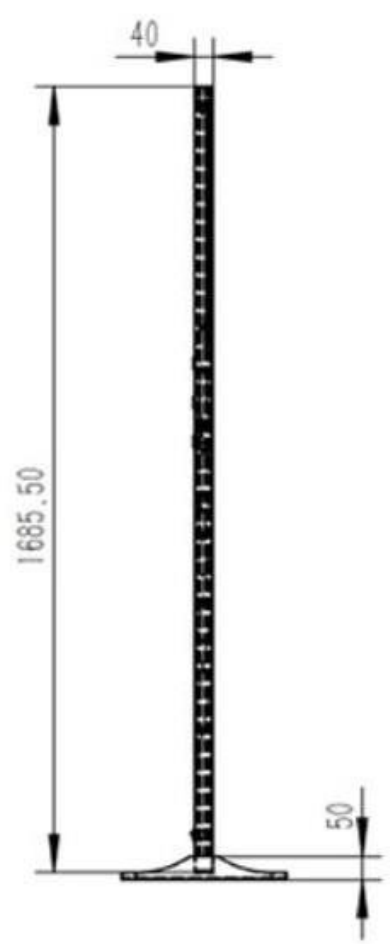
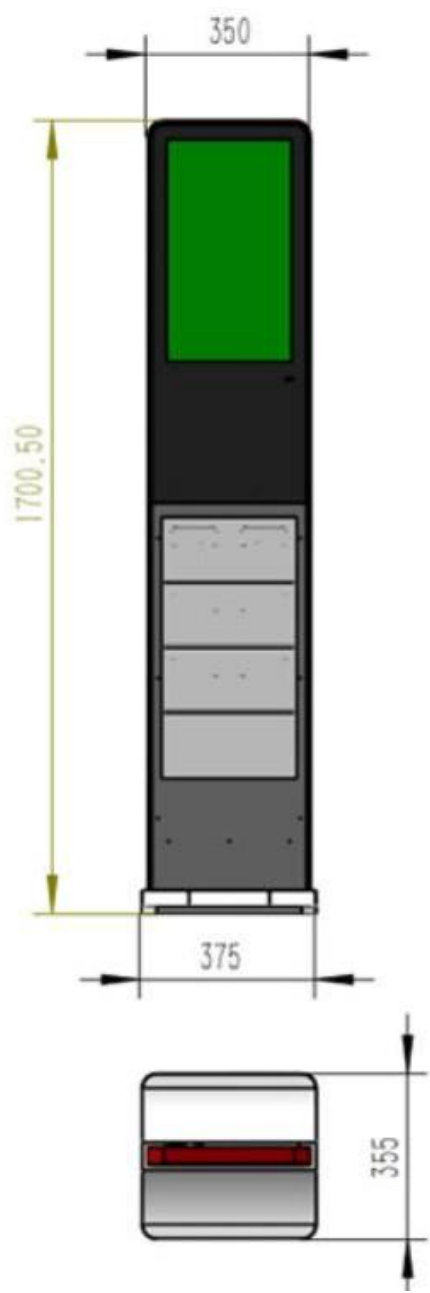
Display Model	
Display screen	LCD screen LED backlight display
Image scale	16:9
Display resolution	1920*1080
Display brightness	350cd/m2
Contrast	1200:1
Display angel	≥178°
Life time	50000h

Response time	5ms
<b>System configuration</b>	
Core solution	Android 5 6 7
CPU	RK3288
Memory	2G
ROM	8G
Optional	32/64/128 G
Internet	LAND、WIFI、3G/4G
External ports	USB*2、SD card、RJ45、TF
Internal ports	USB、GPIO、AVIN、MIC、SPK
<b>Multi media</b>	
Media formal	video : wmv、avi、flv、rm、rmvb、mpeg 、ts、mp4 picture : BMP、JPEG、PNG、GIF voice : MP3、WMA
Display style	Landscape, portrait, split screen
LVDS out	1, direct drive 50/60Hz lcd screen
HDMI out	1, support 1080P out
<b>Machine parameter</b>	
Product size mm	1700*375*40
NET weight	25KG

language	Multi language package
color	Silver black, white
Audio speakers	10W*2
ON/OFF function	support
Power	100-240V , 50-60Hz
power dissipation	60W
Temperature	-20°C-40°C
Humidity	10-90%RH
Accessories	WIFI antenna 、 screws 、 key 、 warranty 、 certification remote control power line
	Program background edit server software set
Certificate	CE , FCC, ROHS, SGS

## Chapter 2: Product Picture

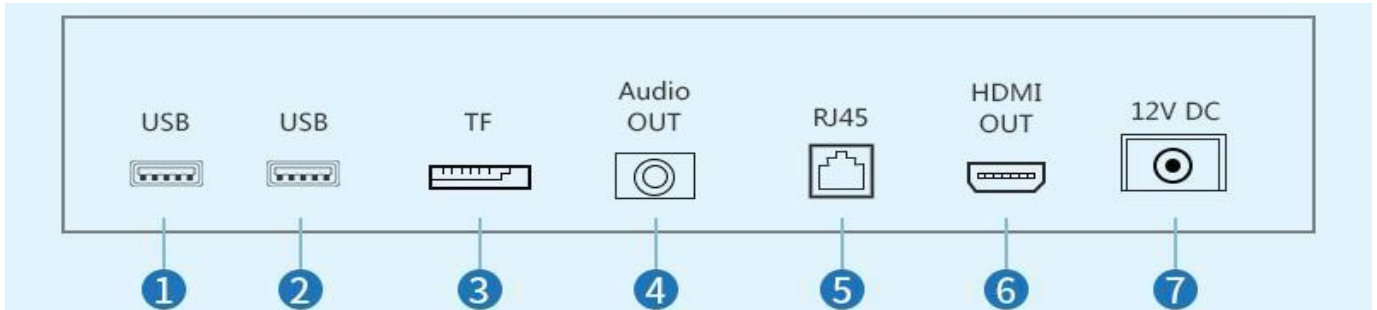
### 2.1 Drawing of the 21.5 inch



## 2.2 Effect Picture



## Chapter 3: Product Interfaces



### The Port Introduction:

- 1 USB interface, multimedia signal input/upgrade program
- 2 USB interface, multimedia signal input/upgrade program
- 3 TF card holder, multimedia signal input/upgrade program
- 4 Audio output port (headset)
- 5 Network card interface for network data transmission
- 6 HDMI signal output interface
- 7 DC IN power

## Chapter 4: Precautions For Product Use

1. Do not change the original design.
2. It is prohibited to change or add any part to the mechanical and electrical design of this product. Otherwise, the manufacturer is not responsible for the harmful results.
3. Do not use a two-pin plug. Make sure that the input power of the device is ac100-240v 50/60 Hz ac.
4. There are 220V high voltage parts in the machine. Do not open the shell without authorization to avoid electric shock.
5. Do not place system equipment in a place that is too cold or too hot.
6. The power supply of the equipment will generate heat when working, so keep
7. The working environment well ventilated, lest the temperature is too high and damage the machine.
8. In rainy and humid weather or not in use for a long time, the main power switch of the equipment should be closed.
9. Be sure to unplug the device's ac power cord from the ac power outlet before
10. Performing the following operations:
  - Remove or re-install any part of the equipment.
  - Disconnect or reconnect any electrical plug or other connection of the device.
11. Non-professionals without permission, please do not try to open the
12. Equipment case, do not repair without permission, so as to avoid accidents or increase the damage of the equipment.
13. Do not spill any chemicals or liquids on or near the equipment